

L'ORÉAL

PARTNER SHOP

USER GUIDE

*How to manage my
favourite lists?*



TABLE OF CONTENTS

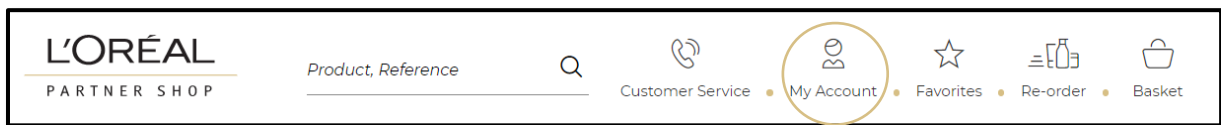
What is a favourite list?	Pg. 3
How do I create a favourite list?	Pg. 3
How do I delete a favourite list?	Pg. 5
How do I add products to my favourite list?	Pg. 6
How do I add multiple products to my favourite list?	Pg. 7
How do I view my favourite list details?	Pg. 9
How to modify the products in my favourite list?	Pg. 10

WHAT IS A FAVOURITE LIST?

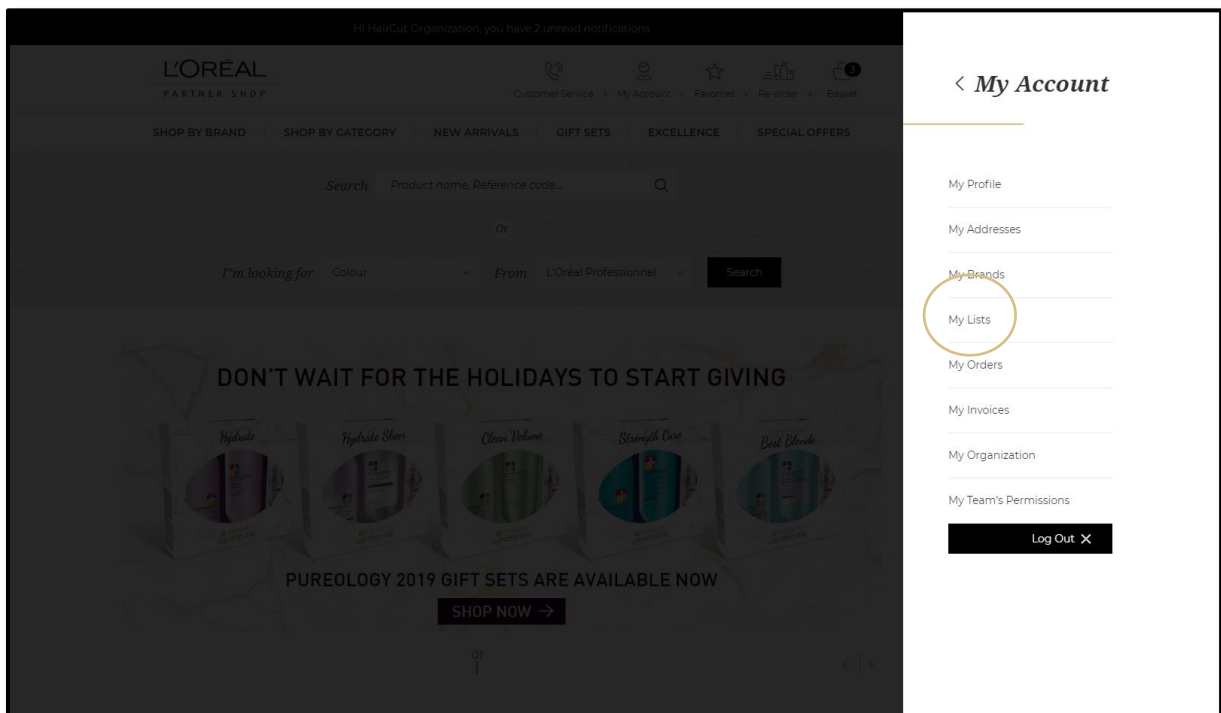
Favourite lists are your way to save your favourite products to your account. Frequently creating favourite lists makes reordering simple and easy. You can create as many favourite lists as you would like.

How do I create a favourite list?

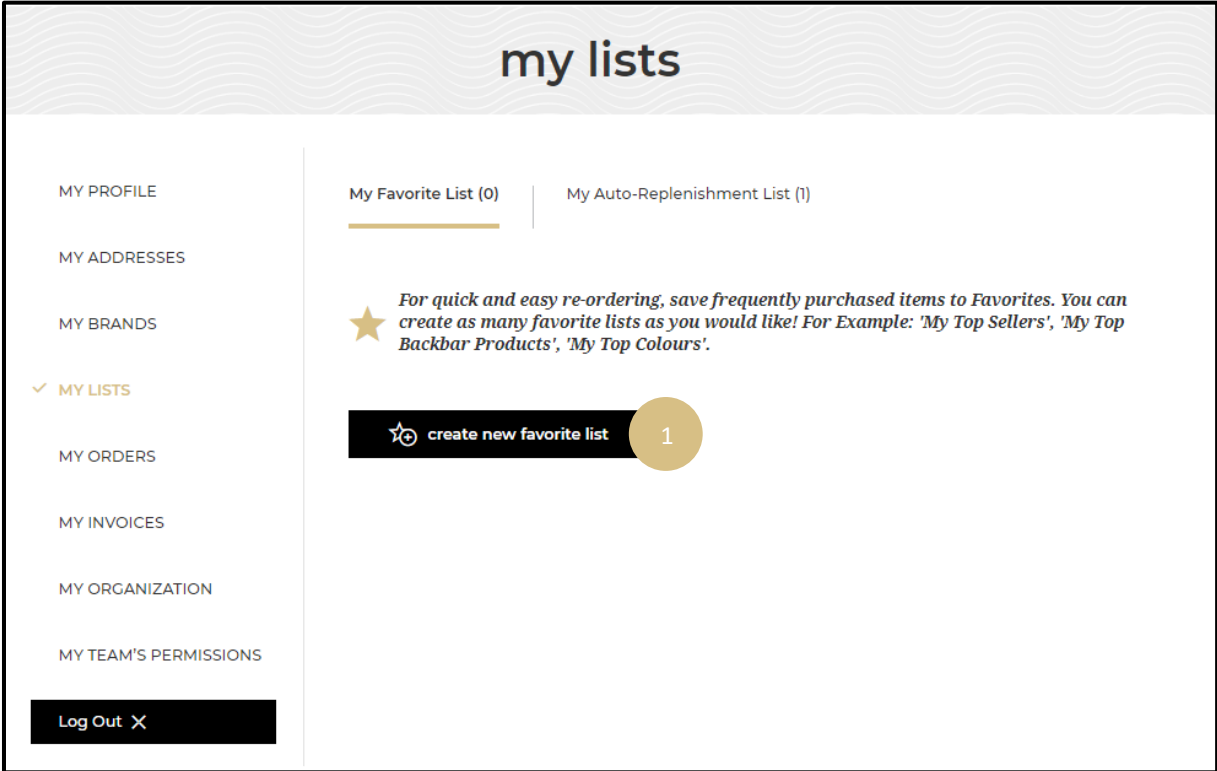
On any page, click on **'My Account'** in the header, a menu will appear from the right.



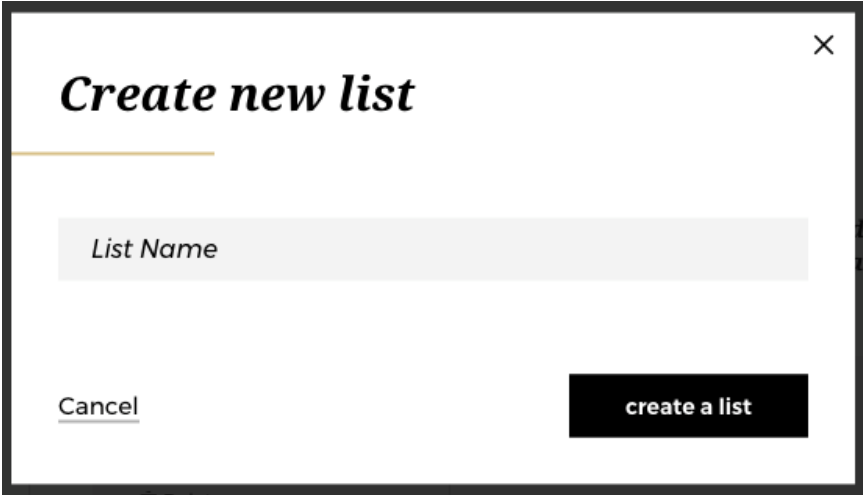
Select **'My Lists'** in the menu.



If you have never created a favourite list before, you will only see the option to create a new favourite list (1).




When you select 'create new favourite list', a pop-up display will appear. Enter the name of your list and click on 'create a list'. If you want to cancel or go back to the favourite list page you can click on the 'Cancel' link or on the cross.



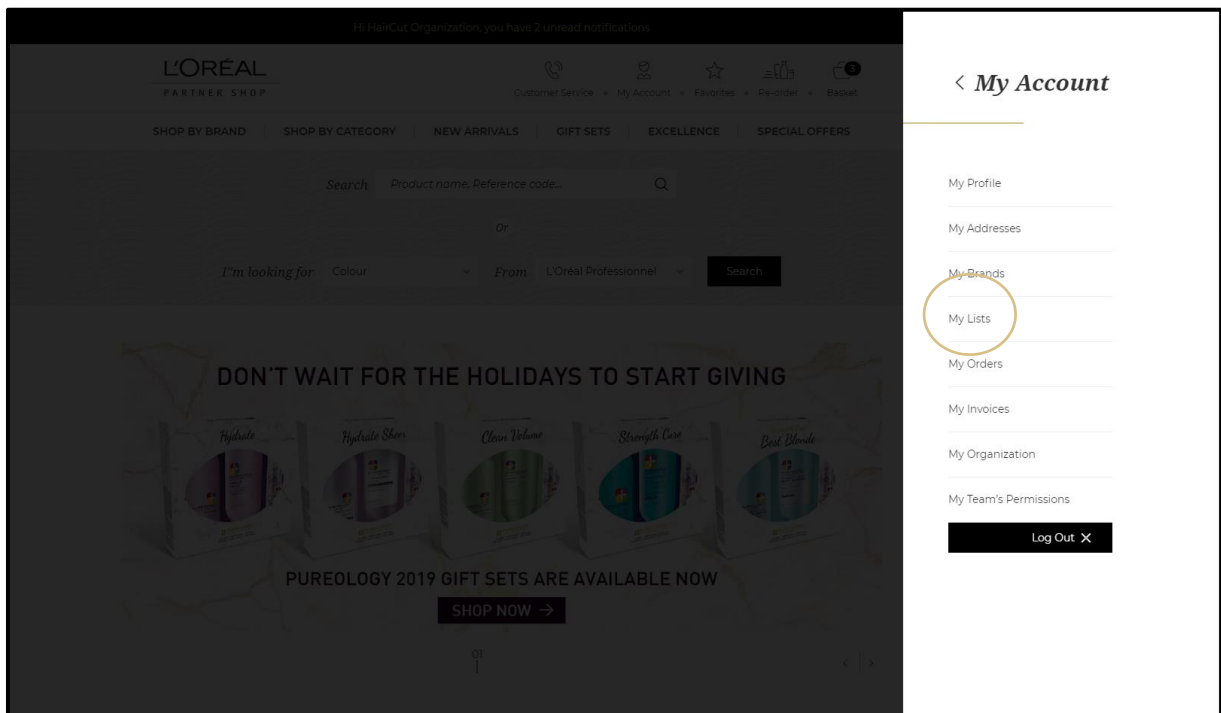
After selecting 'create a list', you can add the desired products to this list. You will find how to add products in the following sections.

How do I delete a favourite list?

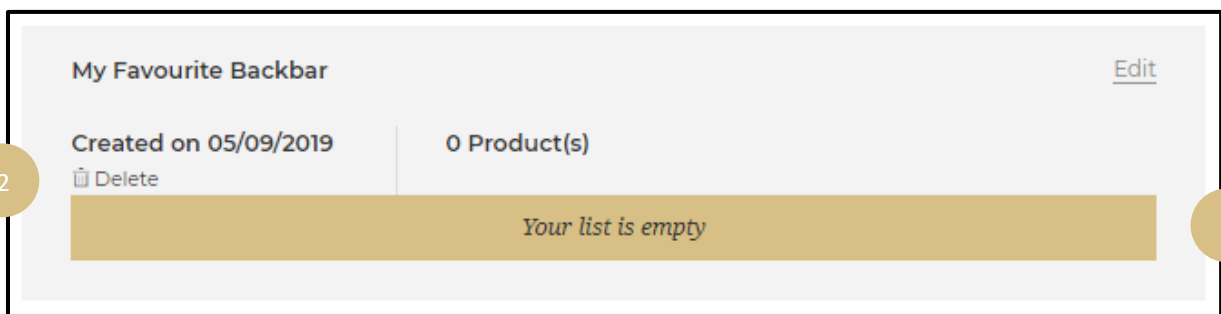
On any page, click on **'My Account'** in the header, a menu will appear from the right.



Select **'My Lists'** in the menu.



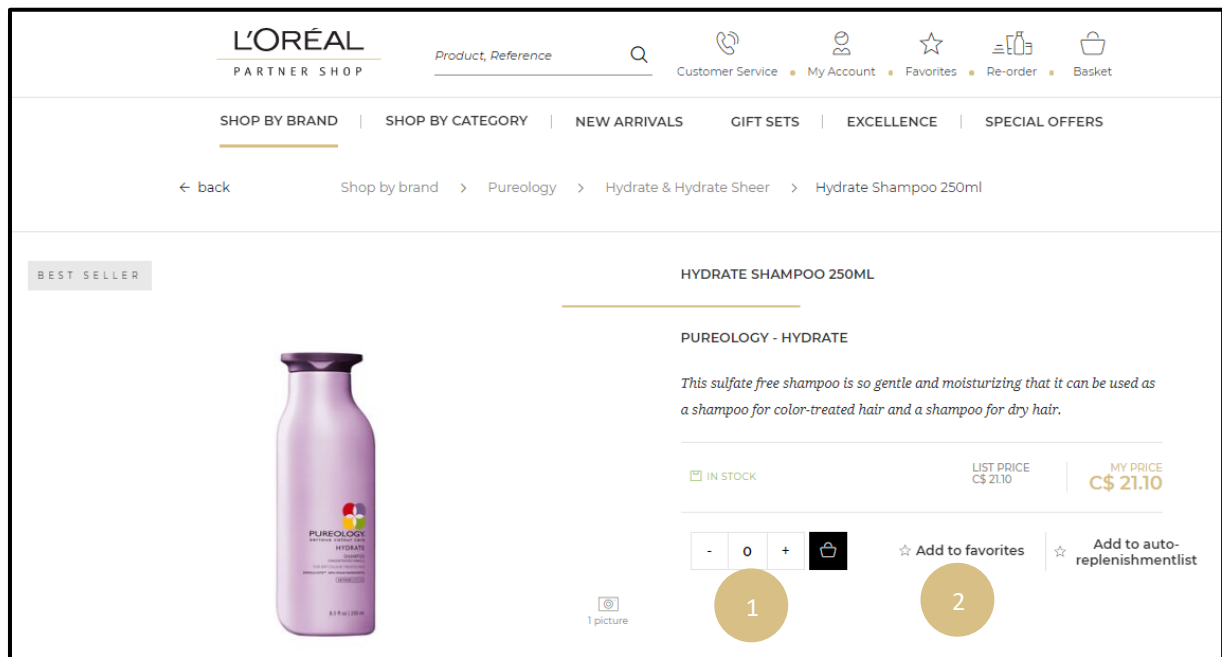
Here, you will see your lists that you have already created (1). If you want to delete your favourite list, click on the **'Delete'** link (2).



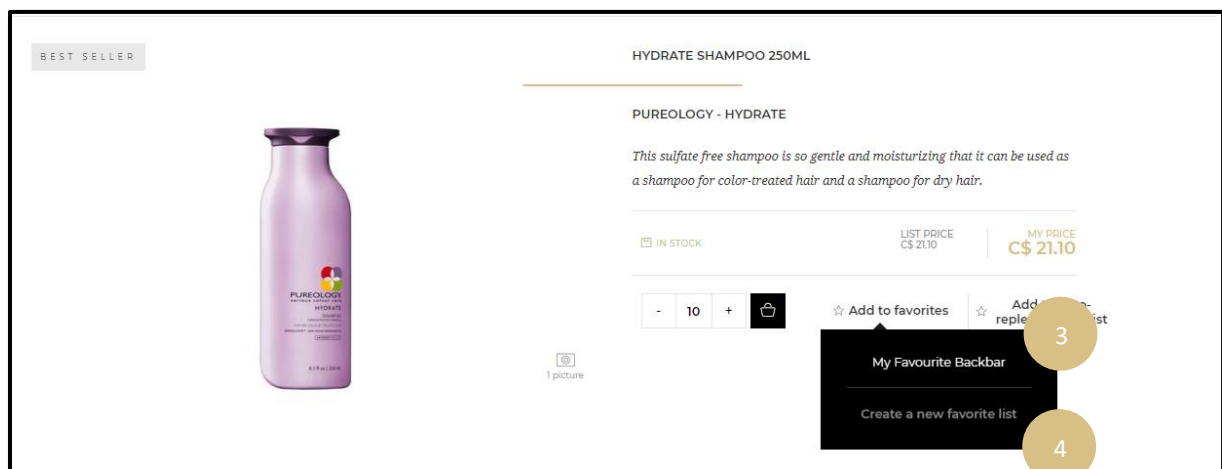
How do I add products to my favourite list?

Search for the product you wish to add to your favourite list. Once you have your desired product displayed, you can either create another favourite list or add them to a pre-existing list.

Select the quantity you require by either typing in the number or using the '+' or '-' buttons (1). Once the quantity is correct, click on 'Add to favourites' at the bottom of the page (2).



Next select an existing favourite list (3) to add these products into. If you want to create a new favourite list to add these products, you must select 'Create a new favourite list' (4).



How do I add multiple products to my favourite list?

Search for the products you wish to add to your favourite list. Once you have your desired products displayed, you can either create another favourite list or add them to a pre-existing list.

- (1) Select the quantity you require by typing in the number or using the '+' or '-' buttons.
- (2) Once the quantity is correct, click on **'Add all to favourite list'** at the bottom of the page.
- (3) Next select an existing favourite list (3) that you want to add your desired products into.
- (4) If you want to create a new favourite list, select **'Create a new favourite list'** and enter a name.
- (5) Then click on **'Create'**.

The screenshot displays the 'Serie Expert' product page. It features a search bar at the top with '1 selected criteria' and a 'Clear' button. Below the search bar, there are filter options for 'All Products' and 'Buyable Only'. The main content area shows four product listings, each with a 'New' badge, a product image, a title, a 'MY PRICE' (e.g., C\$ 15.30), a 'LIST PRICE' (e.g., C\$ 15.54), and a quantity selector (0, +, -) with a '1' in a yellow circle. The bottom navigation bar includes a 'YOUR SELECTIONS' section with a '2' in a yellow circle, and three buttons: 'Add all to favorite list' (highlighted with a yellow circle and a star icon), 'Add all to auto-replenishment list' (with a refresh icon), and 'Add all to basket' (with a shopping cart icon).

New Arrivals

0 selected criteria Sort By ▾

All Products Buyable Only

BRAND ▾

PRICE ▾









SUB-BRAND ▾

FAMILY ▾

NEW ARRIVALS ▾


My Favourite Backbar


Create a new favorite list

New		<p>Absolut Repair Instant Resurfacing Shampoo 300ml Serie Expert L'Oréal Professionnel 3474636730926</p>	<p>MY PRICE C\$ 15.30</p> <p>LIST PRICE C\$ 15.54</p>	<p>IN STOCK</p> <p>- 10 + </p>
New		<p>Absolut Repair Instant Resurfacing Shampoo 500ml Serie Expert L'Oréal Professionnel 3474636730940</p>	<p>MY PRICE C\$ 18.60</p> <p>LIST PRICE C\$ 18.87</p>	<p>IN STOCK</p> <p>- 0 + </p>
New		<p>Absolut Repair Gold Instant Resurfacing Shampoo 1500ml L'Oréal Professionnel 3474636730964</p>	<p>MY PRICE C\$ 26.88</p> <p>LIST PRICE C\$ 34.30</p>	<p>IN STOCK</p> <p>- 0 + </p>
New		<p>Absolut Repair Instant Resurfacing Conditioner 200ml Serie Expert L'Oréal Professionnel 3474636730773</p>	<p>MY PRICE C\$ 17.40</p> <p>LIST PRICE C\$ 17.67</p>	<p>IN STOCK</p> <p>- 0 + </p>

YOUR SELECTION (10)
153.00 CAD

Cancel

Add all to auto-replenishment list 

Add all to basket 

New Arrivals

0 selected criteria Sort By ▾

All Products Buyable Only

BRAND ▾

PRICE ▾

SUB-BRAND ▾

FAMILY ▾









NEW ARRIVALS ▾

Create a new favorite list

List name


Create


Cancel

New		<p>Absolut Repair Instant Resurfacing Shampoo 300ml Serie Expert L'Oréal Professionnel 3474636730926</p>	<p>MY PRICE C\$ 15.30</p> <p>LIST PRICE C\$ 15.54</p>	<p>IN STOCK</p> <p>- 10 + </p>
New		<p>Absolut Repair Instant Resurfacing Shampoo 500ml Serie Expert L'Oréal Professionnel 3474636730940</p>	<p>MY PRICE C\$ 18.60</p> <p>LIST PRICE C\$ 18.87</p>	<p>IN STOCK</p> <p>- 0 + </p>
New		<p>Absolut Repair Gold Instant Resurfacing Shampoo 1500ml L'Oréal Professionnel 3474636730964</p>	<p>MY PRICE C\$ 26.88</p> <p>LIST PRICE C\$ 34.30</p>	<p>IN STOCK</p> <p>- 0 + </p>
New		<p>Absolut Repair Instant Resurfacing Conditioner 200ml Serie Expert L'Oréal Professionnel 3474636730773</p>	<p>MY PRICE C\$ 17.40</p> <p>LIST PRICE C\$ 17.67</p>	<p>IN STOCK</p> <p>- 0 + </p>

YOUR SELECTION (10)
153.00 CAD

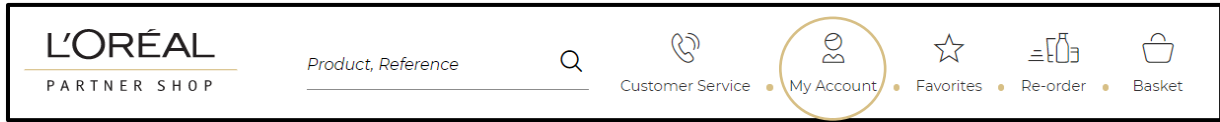
Cancel

Add all to auto-replenishment list 

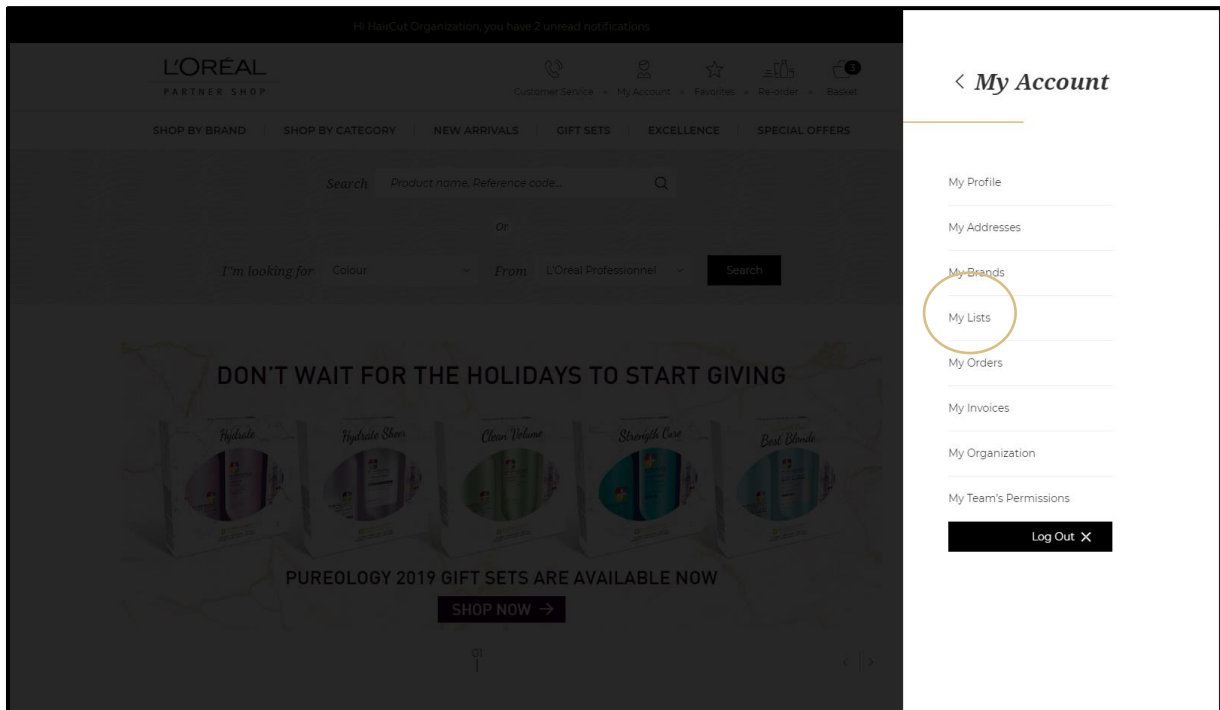
Add all to basket 

How do I view my favourite list details?

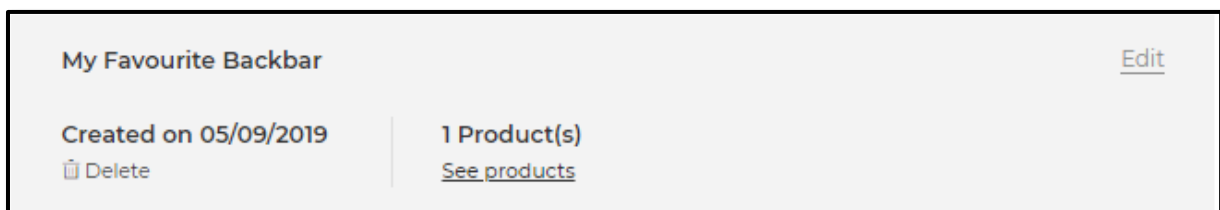
On any page, click on **'My Account'** in the header, a menu will appear from the right.



Select **'My Lists'** in the menu.



On this page you will find all the information about your favourite lists: the name of the favourite list, creation date and number of products . If you click on the **'Edit'** link, a pop-up will be displayed where you can change the name of your favourite list. If you want to delete your favourite list click on the **'Delete'** link.

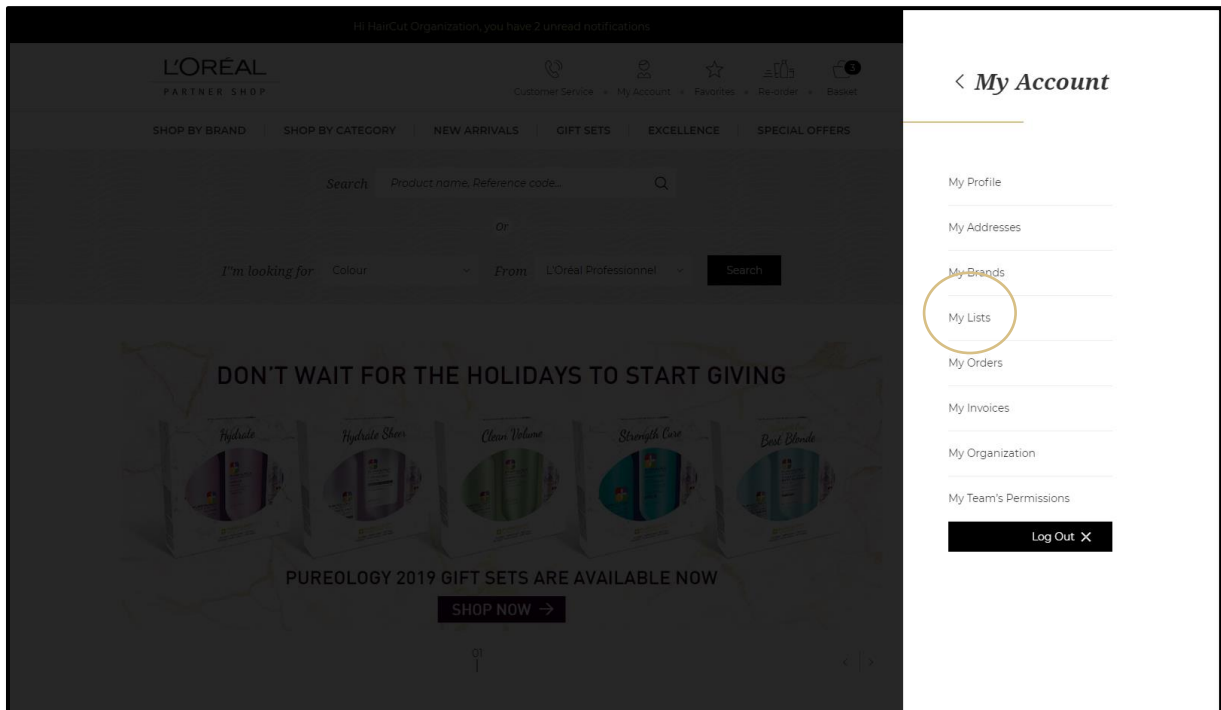


How to modify the products in my favourite list?

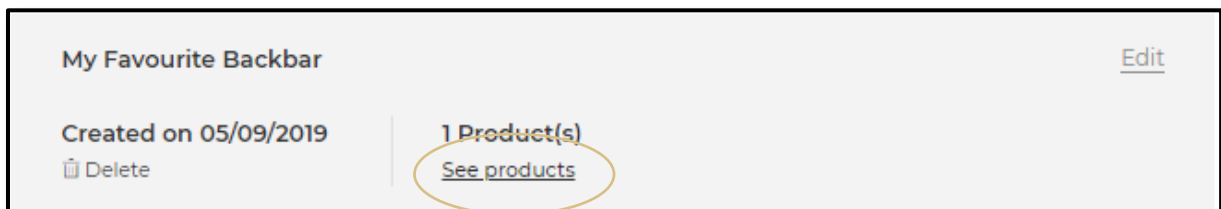
On any page, click on **'My Account'** in the header, a menu will appear from the right.



Select **'My Lists'** in the menu.



If you want to modify product quantities from an existing favourite list click on the **'See products'** link.



Select the quantity you require by either typing in the number or using the '+' or '-' buttons (1). Your changes are automatically saved. If you click on the 'Delete' link (2), your product will be removed from your favourite list. Once you confirm your quantity, select 'add all to basket' and the products will be saved to your basket.

The screenshot shows a user interface for 'my lists'. At the top, there are two tabs: 'My Favorite List (1)' and 'My Auto-Replenishment List (1)'. Below the tabs is a 'back' button. The main content area is titled 'My Favourite Backbar' and includes an 'Edit' link. It shows the list was created on 05/09/2019 and contains 1 product(s). A 'Delete' button is visible. The product card features a 'New' badge, a product image, the name 'Absolut Repair Instant Resurfacing', and the price 'C\$ 15.30'. A quantity selector shows '10' with '-' and '+' buttons, and a 'Delete' button. A '1' callout is placed over the quantity selector. At the bottom, a 'TOTAL 153.00 CAD' is displayed with a help icon, and a large 'add all to basket' button is present. A '2' callout is placed over the 'Delete' button.